

Allianz All China Equity - A - USD

Fund for Chinese equities



Investment Objective

The fund aims to attain long-term capital growth by primarily investing in equities issued by Chinese companies domiciled in onshore and offshore PRC, Hong Kong and Macau equity markets. The fund engages specifically with high carbon emitters in order to promote climate consciousness.

Fund Manager



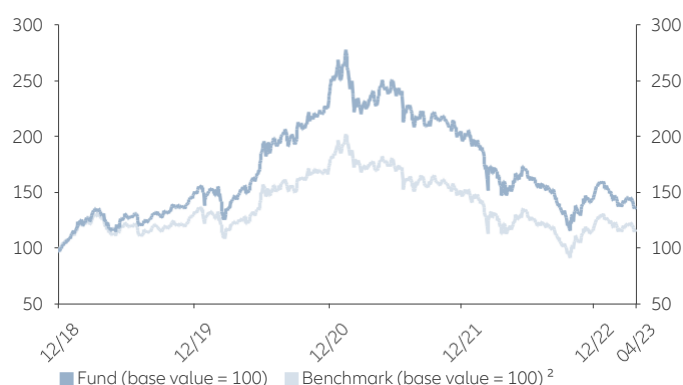
Anthony Wong
(since 12/05/2017)



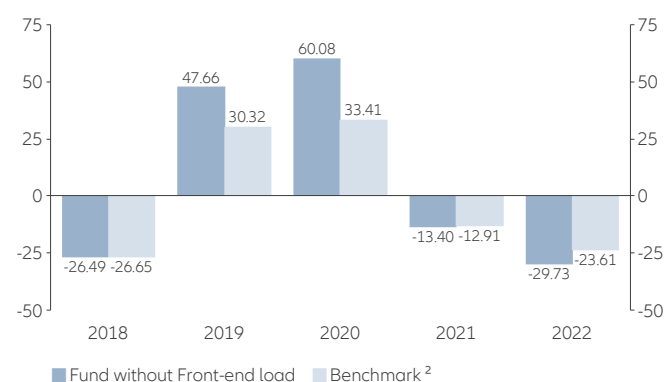
Kevin You
(since 06/01/2021)

Performance

Since Inception ¹



Performance History (%) ¹



Performance History (%) ¹

	YTD	1M	3M	6M	1Y ³	3Y ³	3Y p.a. ³	5Y ³	5Y p.a. ³	S. Inc. ³	S. Inc. p.a. ³
Fund	-5.01	-5.72	-13.42	18.17	-14.61	-7.46	-2.55	3.11	0.61	5.21	0.95
Benchmark	0.94	-3.87	-9.11	27.35	-4.05	-6.74	-2.30	-11.49	-2.41	-12.04	-2.35

Key Information

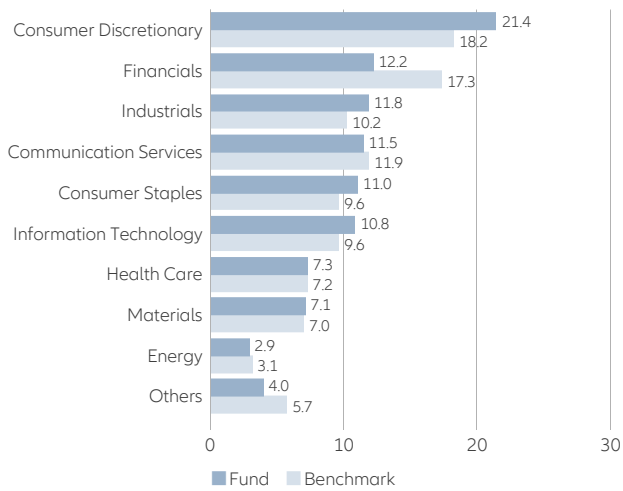
ISIN / German security no.	LU1961090484 / A2P FGQ
Bloomberg Ticker / Reuters Ticker	ALACEAU LX / ALLIANZGI01
Benchmark ²	MSCI China All Shares Total Return Net (in USD)
EU SFDR Category ⁴	Article 8
Management company	Allianz Global Investors GmbH, Luxembourg
Investment manager	Allianz Global Investors Asia Pacific Limited
Custodian bank	State Street Bank International GmbH - Luxembourg branch
Launch date	11/06/2019
Net assets	1,333.46 mn. EUR
Share class volume	27.36 mn. USD
Financial year end	9/30/
Distribution frequency	annually
Registered for sale in	AT, CH, DE, DK, FI, FR, GB, HK, IE, LU, MO, NL, NO, SE, SG

Risk/ Return Ratios ¹

	3 Years	5 Years
Alpha (%)	-0.25	3.02
Beta	1.03	1.04
Coefficient of correlation	0.97	0.97
Information ratio	-0.04	0.46
Sharpe ratio ⁵	-0.15	-0.05
Treynor ratio	-3.93	-1.12
Tracking error (%)	6.13	6.51
Volatility (%) ⁶	26.23	24.88
Active share (%) ⁷	61.25	
Dividend yield (%) ⁸	1.45	

Portfolio Structure ⁹

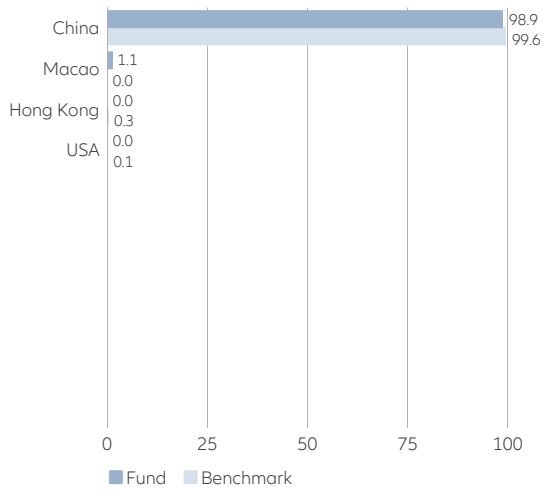
Sector Breakdown (%)



Top 10 Holdings (%)

TENCENT HOLDINGS LTD	8.52
ALIBABA GROUP HOLDING LIMITED	5.30
KWEICHOW MOUTAI CO LTD-A	3.76
PING AN INSURANCE GROUP CO-H	3.28
MEITUAN-CLASS B	2.68
CONTEMPORARY AMPEREX TECHN-A	2.39
CITIC SECURITIES CO LTD-H	2.34
CHINA RAILWAY GROUP LTD-A	2.05
CHINA TOURISM GROUP DUTY F-H	1.93
CHINA RESOURCES BEER HOLDING	1.88
Total	34.13

Country/Location Breakdown (%)



Fee Structure

Front-end load (%) ¹⁰	5.00
All-in fee in % p.a. ¹⁰	2.25
TER (%) ¹¹	2.30

Opportunities

- + High return potential of stocks in the long run
- + Investments specifically in the Chinese stock markets
- + Particular potential of investments in emerging economies
- + Currency gains possible in unhedged unit classes
- + Broad diversification across numerous single securities
- + Prospect of extra returns through single security analysis and active management
- + Focus on sustainable investments

Risks

- High volatility of stocks, losses possible. The volatility of fund unit prices may be strongly increased.
- Underperformance of the Chinese stock market possible
- Investments in emerging economies subject to high risk of volatility and losses
- Currency losses possible in unhedged unit classes
- Limited participation in the return potential of single securities
- Success of single security analysis and active management not guaranteed
- Sustainability approach narrows the investment universe

- 1) Calculated at the net asset value, excl. front-end load and redemption fees, distributions reinvested. Calculation according to method as defined by BVI, the German Fund Companies Association. Any front-end loads and redemption fees reduce the capital employed and the performance stated. All performance data of Allianz All China Equity - A - USD prior to the launch date, 06/11/2019, refer to another share class of the same investment fund, Allianz All China Equity, an open-ended SICAV organised under the laws of Luxembourg and managed by Allianz Global Investors GmbH - Frankfurt, namely Allianz All China Equity - WT - USD (ISIN LU1720048575) launched on 05/12/2017. This does not imply that Allianz All China Equity - A - USD will experience a similar performance in the future. All share classes/investment funds mentioned above are based on the same investment objectives and strategies as well as risk profiles and fee structures. Past performance does not predict future returns
- 2) Benchmark history: until 31/08/2019 MSCI ALL CHINA TOTAL RETURN (NET) IN USD
- 3) This data is based on rolling 12-month periods as at 04/30/2023. It is presented in addition to the calendar year performance.
- 4) SFDR: EU Sustainable Finance Disclosure Regulation. Information accurate at time of publishing.
- 5) The Sharpe ratio states the relationship between the return generated by the fund and the investment risk. The fund's excess return versus the risk-free market rate is compared to volatility. Negative values are not meaningful.
- 6) Volatility measures the fluctuation range of the fund's performance over a specified period of time.
- 7) Measure of the proportion of fund assets that is invested differently from the benchmark.
- 8) The dividend yield corresponds to the expected dividend divided by the current price of the share, expressed as a percentage. (eDiv/share price) where: eDiv = product of the last dividend payment and the number of expected dividend payments per year (e.g. the expected dividend for a share with quarterly dividend payment corresponds to the dividend for the last quarter times four). The dividend yield depends both on the amount of the dividend and the current price of the share. Both these key variables may be subject to constant change. The dividend yield is only a snapshot based on the current amount of the dividend and the current share price; **as a result, it is not suitable as an indicator of the future performance of an equity fund.**
- 9) This is for guidance only and not indicative of future allocation.
- 10) If the acquisition of Fund units is subject to a sales charge, up to 100% of such sales charge may be collected by the distributor; the exact amount shall be mentioned by the distributor as part of the investment advisory process. This also applies to any payment by the Management Company of an ongoing distribution fee from the all-in fee to the distributor. The all-in fee includes the expenses previously called management, administration and distribution fees.
- 11) TER generally: Total cost (except transaction costs) charged to the fund during the last financial year. TER for funds-of-funds: The costs incurred by the fund itself (except transaction costs). Since the fund held other investment units ("target funds") in the reporting period, further costs, charges and fees may have been incurred at the level of the target fund.

Disclaimer

Investing involves risk. The value of an investment and the income from it may fall as well as rise and investors might not get back the full amount invested. Allianz All China Equity is a sub-fund of Allianz Global Investors Fund SICAV, an open-ended investment company with variable share capital organised under the laws of Luxembourg. The value of the units/shares which belong to the Unit/Share Classes of the Sub-Fund that are denominated in the base currency may be subject to a strongly increased volatility. The volatility of other Unit/Share Classes may be different. Past performance does not predict future returns. If the currency in which the past performance is displayed differs from the currency of the country in which the investor resides, then the investor should be aware that due to the exchange rate fluctuations the performance shown may be higher or lower if converted into the investor's local currency. This is for information only and not to be construed as a solicitation or an invitation to make an offer, to conclude a contract, or to buy or sell any securities. The products or securities described herein may not be available for sale in all jurisdictions or to certain categories of investors. This is for distribution only as permitted by applicable law and in particular not available to residents and/or nationals of the USA. The investment opportunities described herein do not take into account the specific investment objectives, financial situation, knowledge, experience or specific needs of any particular person and are not guaranteed. The Management Company may decide to terminate the arrangements made for the marketing of its collective

investment undertakings in accordance with applicable de-notification regulation. The views and opinions expressed herein, which are subject to change without notice, are those of the issuer companies at the time of publication. The data used is derived from various sources, and assumed to be correct and reliable at the time of publication. The conditions of any underlying offer or contract that may have been, or will be, made or concluded, shall prevail. For a free copy of the sales prospectus, incorporation documents, daily fund prices, Key Information Document, latest annual and semi-annual financial reports, contact the management company Allianz Global Investors GmbH in the fund's country of domicile, Luxembourg, [the Swiss funds' representative and paying agent BNP Paribas Securities Services, Paris, Zurich branch, Selnastrasse 16, CH-8002 Zürich - for Swiss retail investors only] or the editor either electronically or by mail at the given address or regulatory.allianzgi.com. Please read these documents, which are solely binding, carefully before investing. This is a marketing communication issued by Allianz Global Investors (Schweiz) AG, a 100% subsidiary of Allianz Global Investors GmbH. The Summary of Investor Rights is available in English, French, German, Italian and Spanish at <https://regulatory.allianzgi.com/en/investors-rights>. The duplication, publication, or transmission of the contents, irrespective of the form, is not permitted; except for the case of explicit permission by Allianz Global Investors GmbH.